

Indesit Company is one of the European leading manufactures and distributors of major domestic appliances (washing machines, dryers, dishwashers, fridges, freezers, cookers, hoods, ovens and hobs). It is the undisputed leader in major markets such as Italy, the UK and Russia. Founded in 1975 and listed on the Milan Stock Exchange since 1987, the Group posted sales of approximately euro 2.9 billion in 2010. Indesit Company has 16 production facilities (in Italy, Poland, the UK, Russia and Turkey) and 16,000 employees. The Group's main brands are Indesit, Hotpoint and Scholtès.

Company Profile

COMPANY

INDESIT COMPANY

Viale A. Merloni, 47
60044 FABRIANO
Tel.: +390732/6611
Fax: +390732 662206
http://www.indesitcompany.com



Auditing company*
KPMG



Investor relations*
Elisabetta Vilizzi
E-mail: investor.relations@indesit.com
Tel.: +3902300831 - Fax: +390230083271

ISIN	IT0000076197
BLOOMBERG	IND IM
REUTERS	IND.MI
Sector	CONSUMER GOODS
Sub-Sector	PERSONAL & HOUSEHOLD GOODS



CORPORATE GOVERNANCE * (CG)

Executive / Non executive / Independent	BOARD MEMBERS	C.C.I.(1) / C.R.(2) / C.N.(3)	BOARD MEMBERS OWNERSHIP
•	Andrea Merloni Chairman		Antonella Merloni 276,030 shares on 12/31/10
•	Marco Milani Chief Executive Officer		Aristide Merloni 275,840 shares on 12/31/10
•	Valerio Battista Board member		Andrea Merloni 265,840 shares on 12/31/10
•	Francesco Caio Board member	•	Maria Paola Merloni 239,900 shares on 12/31/10
•	Innocenzo Cipolletta Board member	•	Marco Milani 100,000 shares on 12/31/10
•	Paolo De Cesare Board member		
•	Mario Greco Board member	•	
•	Antonella Merloni Board member	•	
•	Aristide Merloni Board member	•	
•	Maria Paola Merloni Board member	•	
•	Paolo Monferino Board member	•	

TOP MANAGEMENT

Marco Milani
Chief Executive Officer

Massimo Rosini
Chief Technical Officer

Andrea Crenna
Chief Financial Officer

Enrico Vita
Chief Commercial Officer

Francesco Trovato
Chief Marketing Officer

Marco Marini
Chief Supply Chain & IT Officer

The Company adopted the Code of Self discipline of Listed Company, the Code of Conduct (Internal Dealing) and the Principles of Conduct for operations with correlated parties. A Human Resources Committee was set up.

(1): Internal Control Committee (2): Compensation Committee (3): Nomination Committee

(CG) Corporate Governance: Traditional Model

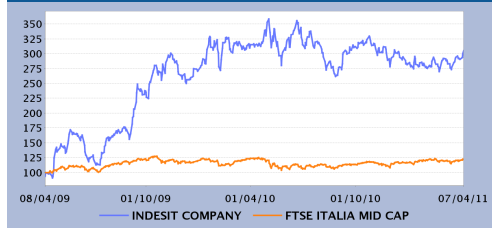
KEY FIGURES *

€m	Annual Results		Var % '10 vs '09	Annual Results 31/12/08
	31/12/10	31/12/09		
Total Sales	2,879.20	2,613.00	10.19%	3,154.90
Ebitda	309.80	259.50	19.38%	270.50
Ebitda margin	10.76%	9.93%		8.57%
Ebit	183.80	118.60	54.97%	140.60
Ebit Margin	6.38%	4.54%		4.46%
Ebt	149.40	66.80	123.65%	94.90
Ebt margin	5.19%	2.56%		3.01%
Net Result	89.70	34.50	160.00%	55.50
E-Margin	3.12%	1.32%		1.76%

€m	Annual Results		Var % '10 vs '09	Annual Results 31/12/08
	31/12/10	31/12/09		
Net Financial Debt / (Cash)	178.90	290.20	-38.35%	473.80
Net Equity	572.80	468.10	22.37%	422.50
Capital Employed	751.70	758.30	-0.87%	896.30

Source: company data. The year-end closing is at December, 31. Instead of the Net financial position, it is indicated the net financial indebtedness (balance of current financial assets, cash and cash equivalent, payables to banks and other financial payables, medium-long term financial payables and other non-current financial assets)

SHARE ANALYSIS

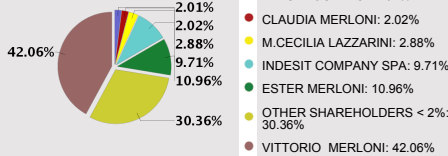


	Quantity	Capitalis. (€ m)
Number of shares outstanding	114,176,966	1,000.16
Ordinary	113,665,684	996.51
Shares Not Conv	511,282	3.65
Nominal value (€)		0.90

	Last Divid. (€)	Detach Date
Ordinary	0.150	17/05/2010
Shares Not Conv	0.168	17/05/2010

Last price	Ord	NotConv	Performance	Ord	NotConv	INDEX ITMC	Relative perf.	
07/04/2011	8.77	7.14	-2Y	215.84%	78.74%	-2Y	26.08%	189.76%
Price range (-2y)	Ord	NotConv	-1Y	-3.60%	-11.86%	-1Y	-0.57%	-3.03%
MAX	10.30	9.31	-3M	9.32%	5.60%	-3M	6.12%	3.19%
MIN	2.62	4.00	-1M	4.71%	1.11%	-1M	2.54%	2.17%

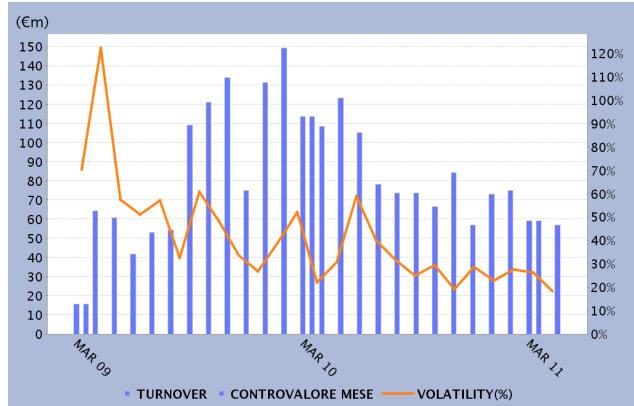
SHAREHOLDERS *



Source: Indesit Company Update: 11/02/2011

TURNOVER AND VOLATILITY - STATISTICS FROM 03/01/2011 TO 07/04/2011

Turn over	Total(€)	229,050,493
	Daily average(€)	3,319,572
Number of shares traded	Total	27,941,623
	Daily average	404,951
Number of trades	Total	63,304
	Daily average	917
Volatility		23.60%
Turnover velocity		91.20%



Source: Borsa Italiana. Data refer to the ordinary shares.

OTHER LISTED INSTRUMENTS ON BIT MARKET

IDEM STOCK FUTURES SECURITISED DERIVATIVES WARRANTS STOCK OPTIONS LISTED BONDS

ANALYST REPORTS

Analyst reports from www.borsaitaliana.it: AXIA (15/02/2011) AXIA (04/01/2011) Merrill Lynch (25/11/2010) Merrill Lynch (01/11/2010) Merrill Lynch (12/08/2010)

* The above information has been provided and updated by the issuing company